SEE TTC-00(A), TTC-00(B), TTC-00(C), AND TTC-00(D)

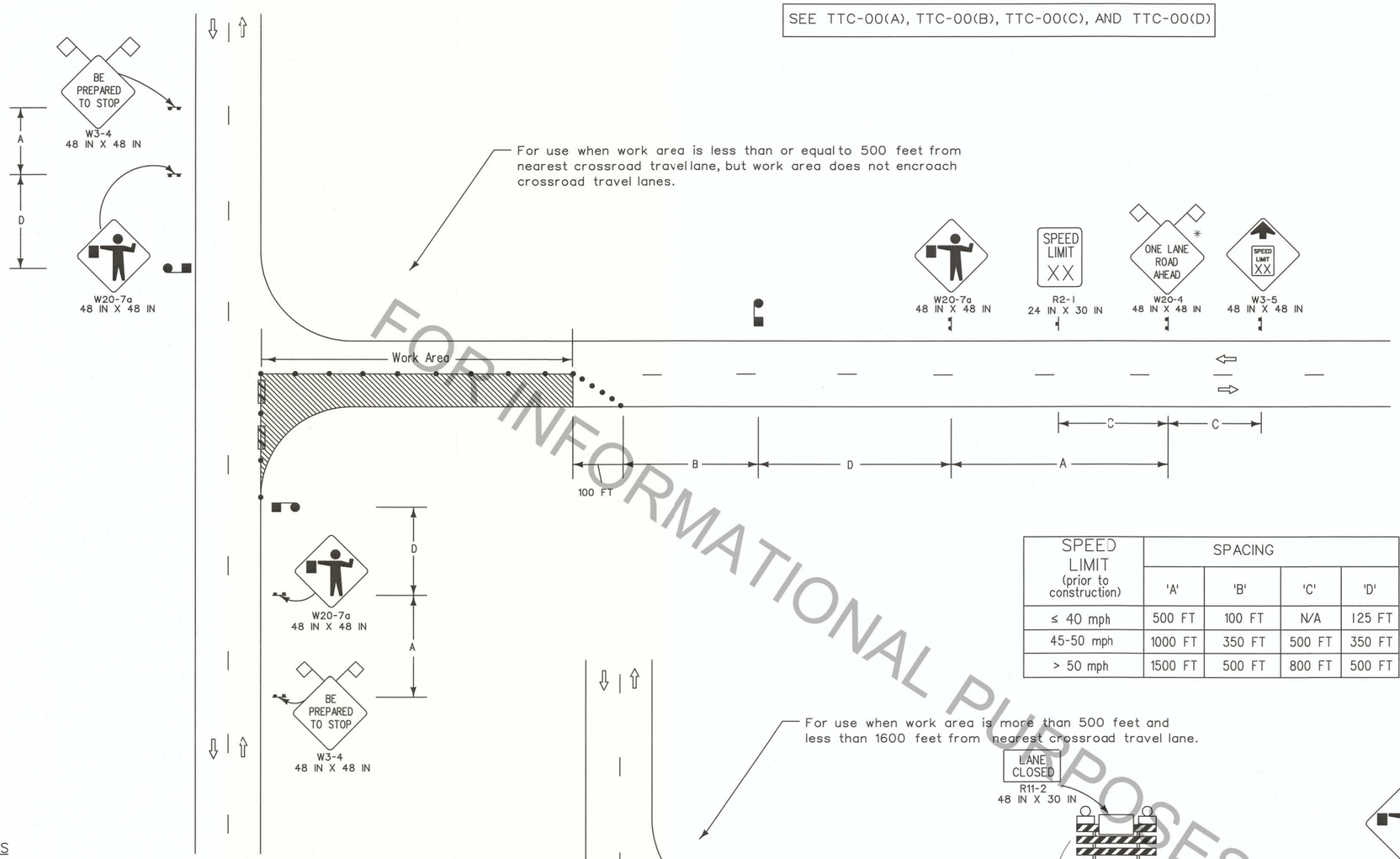

SPEED LIMIT (prior to construction)	SPACING			
	'A'	'B'	'C'	'D'
≤ 40 mph	500 FT	100 FT	N/A	125 FT
45-50 mph	1000 FT	350 FT	500 FT	350 FT
> 50 mph	1500 FT	500 FT	800 FT	500 FT

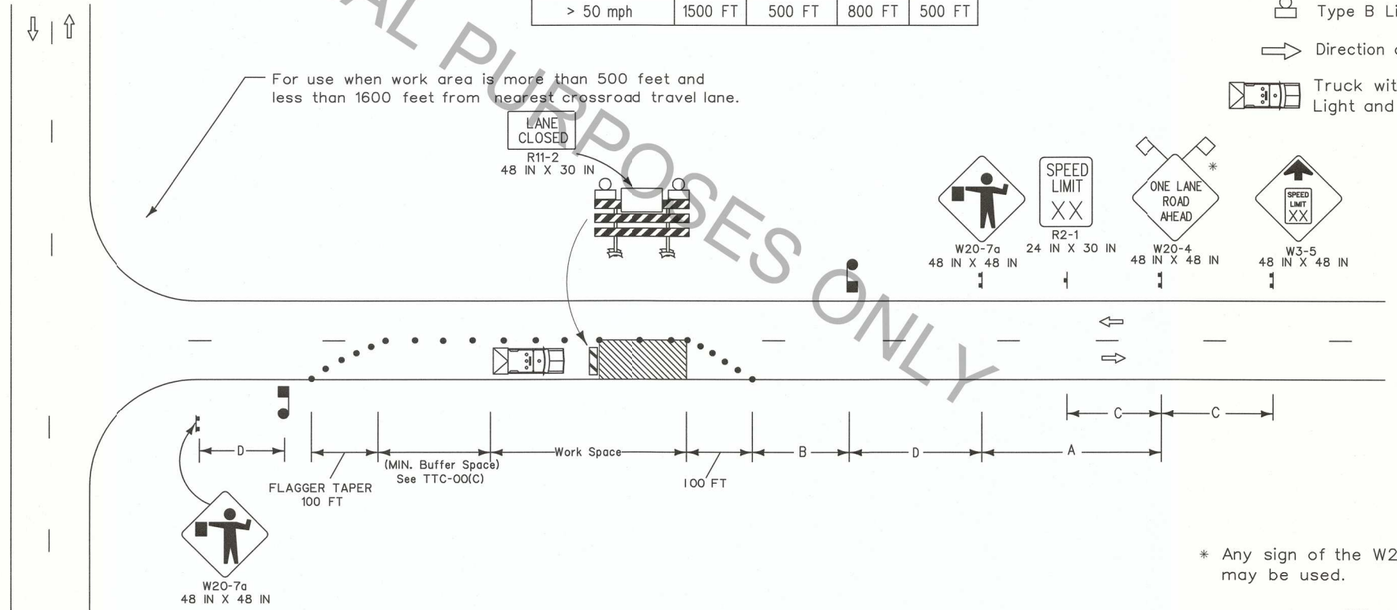

PILOT CAR

- If used, a pilot car shall guide a queue of vehicles through the work zone or diversion.
- It shall be used in restricted visibility operations such as lime or cement stabilization, chip seals, or operations in hilly or curvy terrains, where flaggers cannot see each other (no clear line-of-sight).
- The operation of the pilot vehicle shall be coordinated with flagging operations or other controls at each end of the one-lane section and all major driveways and street intersections.
- The pilot car sign should be mounted 7 feet above roadway in a position visible to oncoming and following traffic.
- The pilot car shall have an amber beacon light.
- The sign mounted on the vehicle shall be two-sided.

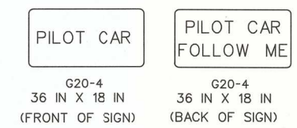

LEGEND

- Traffic Sign
- Channelizing Devices
- Type III Barricades
- Work Area
- Flagger
- Type B Light
- Direction of Travel
- Truck with Amber Light and TMA

NOTES

This sheet shall be used with the Temporary Traffic Control General Notes Sheets TTC-00(A), TTC-00(B), TTC-00(C), and TTC-00(D).

1. This layout represents the minimum traffic controls required for lane closures on two-lane roads with two-way traffic less than 1600 feet from an intersection. For advance signing see TTC-00(D).
2. Visual or radio contact shall be required between flaggers at all times. The flagger shall be visible from flagger sign.
3. Only law officers shall direct traffic against a traffic signal indication.
4. If work area is greater than 1600 feet see TTC-04.
5. If a pilot car is required then the contractor is not required to have channelizing devices in the tangent section.
6. A vehicle with a flashing amber light and a truck mounted attenuator shall be used on all roadways with an ADT greater than 20,000 and a pre-construction speed greater than or equal to 40 mph. This vehicle shall move with work operations not to exceed the roll-ahead distance required by the manufacturer plus 100 feet.

* Any sign of the W20-4 series may be used.

ALL TTC STANDARDS SHOW MINIMUM CONSTRUCTION SIGNING.
ALL SITUATIONS SHALL BE REVIEWED AND/OR DESIGNED BY THE ENGINEER.
CONTRACTORS ARE RESPONSIBLE FOR COMPLYING WITH ALL TTC STANDARDS.

STATE OF LOUISIANA
GARY N. LeBLANC
REG. No. 25220
REGISTERED PROFESSIONAL ENGINEER IN CIVIL ENGINEERING
6-27-18

FOR INFORMATIONAL PURPOSES ONLY

SHEET NUMBER

PARISH | CONTROL SECTION | STATE PROJECT

DESIGNED G. LEBLANC
CHECKED J. COLVIN
DETAILED C. FAKOURI
CHECKED G. LEBLANC
SERIES NUMBER

NO.	DATE	REVISION OR CHANGE ORDER DESCRIPTION	BY

APPROVED BY CHIEF ENGINEER: DATE: 7/2/18

STATE OF LOUISIANA

TEMPORARY TRAFFIC CONTROL
LAYOUT FOR LANE CLOSURES ON TWO LANE ROADS WITH TWO-WAY TRAFFIC NEAR INTERSECTIONS (FLAGGING OPERATIONS)

TTC-03

DOTD TRAFFIC ENGINEERING